


Compliments of



Around the River Publishing, Inc.


AroundTheRiver.com

Home Owners Association Fees

Updated January 27, 2017

Bullhead City, AZ.

| Area # | Subdivision | HOA | Fee | Monthly | Quarterly | Annual | Septic |
|-------------------------|------------------------|-----|----------|-----------------------------|-----------|--------|--------|
| 10 | Casa Grande Condos | yes | \$125.00 | x | | | no |
| 10 | Hilltop Villas | yes | \$160.00 | x | | | no |
| 10 | Katherine Resort | no | | | | | no |
| 10 | La Paloma Sunridge | yes | \$195.00 | | x | | no |
| 10 | Punto De Vista #1 | no | | | | | yes |
| 10 | Punto De Vista #2 | no | | | | | yes |
| 10 | Punto De Vista #3 | no | | | | | yes |
| 10 | Punto De Vista #4 | no | | | | | yes |
| 10 | Punto De Vista #5 | no | | | | | yes |
| 10 | Rio Lomas | no | | | | | no |
| 10 | Rivers Edge | yes | \$75.00 | | x | | no |
| 10 | Sun River Mesa | yes | \$180.00 | x | | | no/yes |
| 11 | Lake Mo. Highlands | no | | | | | no |
| 11 | Mo Lakeview Ranch | no | | | | | yes |
| 11 | Pegasus Ranch Est. | no | | | | | no |
| 11 | S.R. Desert Canyons | yes | \$25.00 | x | | | no |
| 11 | Sun Ridge Estates | no | | could have sewer assessment | | | no |
| 11 | S.R. Estates Condos | yes | \$180.00 | x | | | no |
| 11 | Sun Ridge Vinyards | no | | | | | no |
| 12 | River View Manor | yes | \$325.00 | x | | | no |
| 12 | Colorado River condo | yes | \$350.00 | x | | | no |
| DESERT FOOTHILLS | | | | | | | |
| 13 | DF Arroyo Park | yes | \$75.00 | | x | | no |
| 13 | DF Bella Sera | yes | \$75.00 | | x | | no |
| 13 | DF Enclave | yes | \$105.00 | | x | | no |
| 13 | DF Estates | yes | \$75.00 | | x | | no |
| 13 | DF Highlands | yes | \$159.00 | | x | | no |
| 13 | DF Legacy | yes | \$52.00 | x | | | no |
| 13 | DF Legends I | yes | \$150.00 | | x | | no |
| 13 | DF Legends II | yes | \$120.00 | x | | | no |
| 13 | DF Legends III | yes | \$105.00 | x | | | no |
| 13 | DF Los Pueblos | yes | \$75.00 | x | | | no |
| 13 | DF Promontory | yes | \$160.00 | x | | | no |
| 13 | DF Terraces | yes | \$75.00 | | x | | no |
| 13 | DF Tuscany | yes | \$105.00 | x | | | no |
| 13 | DF Ventana | yes | \$75.00 | | x | | no |
| 13 | Royal Rio Park | no | | | | | no |
| 13 | Riviera Marina Village | no | | | | | no |




Home Owners Association Fees

Updated January 27, 2017

Bullhead City, AZ. - continued

| Area # | Subdivision | HOA | Fee | Monthly | Quarterly | Annual | Septic |
|--------|----------------------------------|-----|----------|-----------------------------|-----------|--------|--------|
| | BULLHEAD CITY - continued | | | | | | |
| 13 | Stalman Tract | no | | | | | no |
| | LAUGHLIN RANCH | | | | | | |
| 14 | LR Avalon Heights | yes | \$309.00 | x | | | no |
| 14 | LR Black Mountain | yes | \$309.00 | | x | | no |
| 14 | LR Canyons | yes | \$304.00 | | x | | no |
| 14 | LR Copper Canyon | yes | \$309.00 | | x | | no |
| 14 | LR North Fork | yes | \$309.00 | | x | | no |
| 14 | LR Silverado Pass | yes | \$306.00 | | x | | no |
| 14 | LR Talon Pointe | yes | \$185.00 | | x | | no |
| 14 | LR Vistas | yes | \$309.00 | | x | | no |
| 15 | Bluewater Terrace | no | | | | | no |
| 15 | Buena Vista | no | | could have sewer assessment | | | no/yes |
| 15 | Casa Del Rio Condos | yes | \$275.00 | x | | | no |
| 15 | Colorado River Park | no | | | | | no/yes |
| 15 | Desert Glen | yes | \$175.00 | x | | | no |
| 15 | East Shore Villas | yes | \$460.00 | | x | | no |
| 15 | Holiday Highlands | no | | could have sewer assessment | | | no/yes |
| 15 | Holiday High Condo | yes | \$225.00 | x | | | no |
| 15 | Holiday Shores | no | | | | | no/yes |
| 15 | Lakeside Estates | no | | | | | no |
| 15 | Miracle View Condo | yes | \$167.00 | x | | | no |
| 15 | Peterson Acres | yes | \$253.00 | x | | | no |
| 15 | Rio Lado Vil. Condo | yes | \$139.00 | x | | | no |
| 15 | River Retreat | no | | | | | no |
| 15 | The Shores | no | | | | | no |
| 15 | Vista Del Rio Condo | yes | \$165.00 | x | | | no |
| 15 | Winter Haven Est. | no | | | | | no |
| 16 | Central Village | no | | | | | no |
| 16 | Colo. River Gardens | no | | | | | no |
| 16 | Colorado Riviera | no | | | | | no |
| 16 | Desert Isle | yes | \$60.00 | x | | | no |
| 16 | Hancock A. Condos | no | | | | | no |
| 16 | Hancock Acres | no | | | | | no |
| 16 | Happy Valley | no | | | | | no |
| 16 | Lakeside Court | no | | could have sewer assessment | | | no |
| 16 | Montano Ridge Est. | yes | \$125.00 | | x | | no |
| 16 | Rivers Bend | no | | | | | no |




Home Owners Association Fees

Updated January 27, 2017

Bullhead City, AZ. - continued

| Area # | Subdivision | HOA | Fee | Monthly | Quarterly | Annual | Septic |
|--------|-----------------------|-----|----------|-----------------------------|-----------|--------|--------|
| 16 | River Crest Est. | yes | \$75.00 | x | | | no/yes |
| 16 | Riviera Heights | no | | could have sewer assessment | | | no |
| 16 | Riviera Mobile Garden | no | | | | | no |
| 16 | Riviera Sands | no | | could have sewer assessment | | | no |
| 16 | Riviera Terrace | no | | could have sewer assessment | | | no |
| 16 | Riviera Grande | no | | | | | no |
| 17 | Chaparral Bluffs | no | | | | | no |
| 17 | Chaparral Terrace | yes | \$75.00 | x | | | no/yes |
| 17 | Colorado River Est. | no | | | | | no/yes |
| 17 | Country Club Manor | no | | | | | no |
| 17 | Harbor View | no | | could have sewer assessment | | | no |
| 17 | Laredo Village | yes | \$100.00 | | x | | no/yes |
| 17 | Miracle View Condos | yes | \$167.00 | x | | | no/yes |
| 17 | Playa Del Rio | no | | | | | no |
| 17 | Playa Del Rio Unit 1 | no | | could have sewer assessment | | | no |
| 17 | Playa Del Rio Unit 2 | no | | could have sewer assessment | | | no |
| 17 | Playa Del Rio Unit 3 | no | | could have sewer assessment | | | no |
| 17 | Playa Del Rio Unit 4 | no | | could have sewer assessment | | | no |
| 18 | Chaparral CC Condo | yes | \$215.00 | x | | | no |
| 18 | Chaparral CC Manor | no | | | | | no |
| 18 | Palo Verde Place | yes | \$85.00 | x | | | no |
| 18 | Palo Verde Shores | yes | \$68.00 | x | | | no |
| 18 | Villa Del Rio | no | | | | | no |
| | FOX CREEK | | | | | | |
| 18 | FC Brookfield | yes | \$95.00 | | x | | no |
| 18 | FC Canyon Ridge | yes | \$82.50 | | x | | no |
| 18 | FC Desert Sky | yes | \$63.00 | | x | | no |
| 18 | FC Hamptons | yes | \$90.00 | | x | | no |
| 18 | FC Fox Hollow | yes | \$63.00 | | x | | no |
| 18 | FC Majestic Crest | yes | \$183.00 | | x | | no |
| 18 | FC Mira Monte | yes | \$68.00 | | x | | no |
| 18 | FC Mt. Shadows | yes | \$137.00 | | x | | no |
| 18 | FC Sanctuary | yes | \$150.00 | | x | | no |
| 18 | FC Sunset Point | yes | \$94.00 | | x | | no |
| 18 | FC Sunset Ridge | yes | \$60.00 | | x | | no |
| 18 | FC The Ridge | yes | \$63.00 | | x | | no |
| 18 | FC Villas | yes | \$90.00 | | x | | no |
| 18 | FC Wingate | yes | \$90.00 | | x | | no |



Home Owners Association Fees


Updated January 27, 2017

Bullhead City, AZ. - continued

| Area # | Subdivision | HOA | Fee | Monthly | Quarterly | Annual | Septic |
|--------|-----------------------|-----|----------|----------------|-----------------------------|--------|--------|
| 19 | El Camino Villages | yes | \$52.00 | | x | | no |
| 20 | Arroyo Vista Estates | yes | \$27.00 | x | could have sewer assessment | | no/yes |
| 20 | Arroyo Vista Heights | no | | | | | no |
| 20 | Clearwater Hills | no | | | | | yes |
| 20 | Palm Villa Ranchos | no | | | | | no |
| 20 | Rio Lomas | no | | ***FLOOD PLAIN | | | no/yes |
| 20 | Terrace Est. | no | | | | | yes |
| 20 | Villas/Desert Horizon | yes | \$215.00 | | x | | no |
| 20 | Vista Del Rio | no | | | | | no |

Fort Mohave, AZ.

| Area # | Subdivision | HOA | Fee | Monthly | Quarterly | Annual | Septic |
|--------|---------------------|-----|----------|----------------|-----------|--------|--------|
| 21 | Emerald River | no | | | | | yes |
| 21 | La Mesa Acres | no | | | | | yes |
| 21 | Le Clair Acres | no | | | | | yes |
| 21 | Mohave Palms | yes | \$480.00 | | | x | no |
| 21 | Mohave Vistas | yes | \$110.00 | | | x | no |
| 21 | Palms Estates | no | | ***FLOOD PLAIN | | | no |
| 21 | Patriot Estates | yes | \$45.00 | | x | | no |
| 21 | Rancho Grande | no | | | | | yes |
| 21 | Rio Palmas | no | | ***FLOOD PLAIN | | | yes |
| 21 | River Vista Ranches | no | | | | | yes |
| 21 | River View Ranches | no | | ***FLOOD PLAIN | | | yes |
| 21 | Rodeo Park | no | | | | | no |
| 21 | Round Valley Ranch | no | | | | | no |
| 21 | Sunrise Ranchos | no | | | | | yes |
| 21 | Sunrise Vistas | yes | \$110.00 | | x | | no |
| 21 | Tierra Verde | yes | \$75.00 | | x | | yes |
| 22 | Camp Mohave | no | | | | | yes |
| 22 | Courtney Greens | no | | | | | yes |
| 22 | Coyote Run | no | | ***FLOOD PLAIN | | | yes |
| 22 | Desert Horizons | no | | | | | no |
| 22 | Desert Palms | no | | | | | no |
| 22 | Dos Vientos | no | | | | | no |
| 22 | Linda Vista | no | | | | | yes |
| 22 | Mesa Vista | no | | | | | no/yes |
| 22 | Metes & Bounds | yes | \$120.00 | | | x | no |



Home Owners Association Fees


Updated January 27, 2017

Fort Mohave, AZ. - continued

| Area # | Subdivision | HOA | Fee | Monthly | Quarterly | Annual | Septic |
|--------|-----------------------|-----|----------|----------------|-----------|--------|--------|
| 22 | Mohave Mesa | no | | | | | yes |
| 22 | Rainbow Acres | no | | | | | yes |
| 22 | Rio Camino | no | | | | | yes |
| 22 | Santa Evinita | no | | | | | no |
| 22 | The Villas D. Horizon | no | | | | | no |
| 22 | Tierra Del Sol | no | | | | | yes |
| 23 | Ft. Mohave Mesa | no | | | | | no |
| 23 | Los Estancias | no | | | | | yes |
| 23 | Marylin Acres | no | | | | | yes |
| 23 | Mohave Mesa Acres | no | | ***FLOOD PLAIN | | | no |
| 23 | Mohave Mesa Est. | no | | | | | yes |
| 23 | Mo Sun Valley A.P. | yes | \$360.00 | | | x | yes |
| 23 | Moon Ridge | no | | | | | yes |
| 23 | Silver Sands | yes | \$46.00 | | x | | yes |
| 23 | Sunset Palms | no | | ***FLOOD PLAIN | | | no/yes |
| 23 | Tierra Del Rio | yes | \$23.00 | x | | | yes |
| 24 | Desert Estates #4 | yes | \$115.00 | | x | | no |
| 24 | Desert Lakes | no | | ***FLOOD PLAIN | | | no |
| 24 | Fairway Estates | yes | \$136.00 | | x | | no |
| 24 | Fairway / Santa Fe | yes | \$60.00 | | x | | no |
| 23 | Pebble Lake | yes | \$37.00 | | | x | yes |
| 24 | Riverview Ranches | no | | | | | yes |
| 24 | Sunrise Estates | no | | | | | yes |
| 24 | Sunrise Vistas | yes | \$80.00 | | x | | no |
| 25 | Los Lagos | yes | \$135.00 | x | | | no |
| 25 | Los Lagos/Greens | yes | \$112.30 | | x | | no |
| 25 | Mt. View Ranches | no | | | | | yes |
| 25 | Sage Hill Tract | no | | | | | no |
| 25 | Sun Valley | no | | | | | no/yes |

Mohave Valley, AZ.

| Area # | Subdivision | HOA | Fee | Monthly | Quarterly | Annual | Septic |
|--------|---------------------|-----|---------|-----------------------------|-----------|--------|--------|
| 26 | El Rio Country Club | yes | \$90.00 | x | | | no |
| 26 | Mesquite Creek | no | | could have sewer assessment | | | no |
| 26 | Mystic Canyon | yes | \$20.00 | x | | | no |



Home Owners Association Fees


Updated January 27, 2017

Mohave Valley, AZ. - continued

| Area # | Subdivision | HOA | Fee | Monthly | Quarterly | Annual | Septic |
|--------|------------------------|-----|----------|----------------|-----------|--------|--------|
| 27 | Perry Acres | no | | ***FLOOD PLAIN | | | yes |
| 28 | Cimmaron Lake | yes | \$121.00 | | x | | no |
| 28 | Coves Colo. River | yes | \$135.00 | x | | | no |
| 28 | Monte Vista Est. | yes | \$87.00 | | | x | no |
| 28 | Willow Valley | no | | | | | yes |
| 29 | Evergreen Addition | yes | \$74.00 | | | x | no/yes |
| 29 | Rio Vista Estates | yes | \$75.00 | | | x | no |
| 30 | Lagoon Estates | no | | | | | yes |
| 30 | Pueblo Grove | no | | | | | no |
| 32 | River Road City | no | | | | | no |
| 32 | Topock Ranches | no | | | | | yes |
| 33 | Bermuda Acres | no | | | | | yes |
| 33 | Bermuda Ctry Est. | no | | | | | yes |
| 33 | Bermuda Colony | no | | | | | yes |
| 33 | Bermuda Dunes | no | | | | | yes |
| 33 | Bermuda Meadows | no | | | | | no/yes |
| 33 | Bermuda Plantation | yes | \$200.00 | | | x | yes |
| 34 | Aqua Valley | no | | | | | yes |
| 34 | Aqua View | yes | \$115.00 | | x | | yes |
| 34 | Aqua Vista Acres | no | | | | | yes |
| 34 | Co. Riverfront Terrace | yes | \$250.00 | | x | | no |
| 34 | River Terrace | yes | \$250.00 | | x | | no |
| 34 | River Valley | yes | \$250.00 | | x | | no |
| 38 | Golden Shores | no | | | | | yes |

Golden Valley, AZ.

| Area # | Subdivision | HOA | Fee | Monthly | Quarterly | Annual | Septic |
|--------|----------------------|-----|-----|---------|-----------|--------|--------|
| 47 | Crystal Springs Est. | no | | | | | yes |
| 47 | Golden Sage Rancho | no | | | | | yes |
| 47 | Golden Valley | no | | | | | yes |



Home Owners Association Fees


Updated January 27, 2017

Golden Valley, AZ. - continued

| Area # | Subdivision | HOA | Fee | Monthly | Quarterly | Annual | Septic |
|--------|-----------------------|-----|----------|---------|-----------|--------|--------|
| 47 | Golden Valley Ranchos | no | | | | | yes |
| 47 | Land Survey | no | | | | | yes |
| 47 | Legends Ranch | yes | \$130.00 | | | x | yes |
| 47 | Paradise Acres | no | | | | | yes |
| 47 | Rancho Verde Est. | no | | | | | yes |
| 47 | Redwall Ranch Est. | no | | | | | yes |
| 47 | Roadway Easement | no | | | | | yes |
| 47 | Sacto. Valley Ranch | no | | | | | yes |
| 47 | Shipp Estates II | no | | | | | yes |
| 47 | Shipp Estates III | no | | | | | yes |
| 47 | SO-HI Estates | no | | | | | yes |
| 47 | Sun West Acres | no | | | | | yes |
| 47 | Walnut Creek Est. | no | | | | | yes |

Laughlin, NV

| Area # | Subdivision | HOA | Fee | Monthly | Quarterly | Annual | Septic |
|--------|----------------------|-----|----------|-------------|-----------|--------|--------|
| 48 | Bay Village | yes | \$213.00 | x | | | no |
| 48 | Bilbray Ranch | yes | \$63.00 | x | | | no |
| 48 | Canyon Rim | yes | \$160.00 | | | x | no |
| 48 | Colorado Bay Club | yes | \$140.00 | x | | | no |
| 48 | Cottage Hills | no | | | | | no |
| 48 | Desert Park | no | | | | | no |
| 48 | Desert Springs | yes | \$345.00 | Tribal Land | x | | no |
| 48 | El Mirage Estates | no | | | | | no |
| 48 | El Mirage Park | no | | | | | no |
| 48 | Laughlin Estates | no | | | | | no |
| 48 | Los Palmas | yes | \$213.00 | x | | | no |
| 48 | Monte Del Sol | yes | \$60.00 | x | | | no |
| 48 | Palm Garden Est. | yes | \$180.00 | | | x | yes |
| 48 | Portofino | yes | \$165.00 | x | | | no |
| 48 | Quail Ridge | yes | \$150.00 | x | | | no |
| 48 | South Bay Condos | yes | \$175.00 | x | | | no |
| 48 | Villa Bonita | no | | | | | no |
| 48 | Villas at Southpoint | yes | \$231.00 | x | | | no |
| 48 | Waterford | no | | | | | no |



Home Owners Association Fees

Updated May 10, 2013

Lake Havasu City, AZ.

| Area # | Subdivision | HOA | Fee | Monthly | Quarterly | Annual | Septic |
|---------|-------------------|-----|-----|---------|-----------|--------|--------|
| LHC | Lake Havasu City | no | | | | | yes |
| LHC C/B | LHC Crystal Beach | no | | | | | yes |

Lake Havasu City North, AZ.

| Area # | Subdivision | HOA | Fee | Monthly | Quarterly | Annual | Septic |
|--------|---------------------|-----|----------|---------|-----------|--------|--------|
| LHC/N | Canterbury Est. | yes | \$187.00 | | x | | no |
| LHC/N | Grand Bahama | yes | \$185.00 | x | | | no |
| LHC/N | Havasu Heights | no | | | | | yes |
| LHC/N | Havasu Gardens | yes | \$65.00 | x | | | yes |
| LHC/N | Lakeridge Est. | yes | \$45.00 | x | | | no |
| LHC/N | Mountain View Est. | yes | \$160.00 | x | | | no |
| LHC/N | North Point | yes | \$225.00 | | x | | no |
| LHC/N | Pecos Villas Hav II | yes | \$200.00 | x | | | no |
| LHC/N | Quail Ridge | yes | \$300.00 | x | | | no |
| LHC/N | Refuge Lake Havasu | yes | \$45.00 | x | | | no |
| LHC/N | Sailing Hawk | no | | | | | no |
| LHC/N | Sun Lake Village | yes | \$179.00 | | x | | no |
| LHC/N | Sunset Villas | yes | \$160.00 | x | | | no |
| LHC/N | Vista Del Largo | yes | \$432.00 | | x | | no |

Lake Havasu City South, AZ.

| Area # | Subdivision | HOA | Fee | Monthly | Quarterly | Annual | Septic |
|--------|------------------|-----|----------|---------|-----------|--------|--------|
| LHC/S | Enchanted Villas | yes | \$150.00 | x | | | no |
| LHC/S | Glen Eagle | yes | \$150.00 | x | | | no |
| LHC/S | Horizon Six | no | | | | | yes |
| LHC/S | Lake Mead | no | | | | | no |
| LHC/S | Lakeshore Villas | yes | \$124.00 | x | | | no |
| LHC/S | London Greens | yes | \$245.00 | x | | | no |

Lake Havasu City South Central, AZ.

| Area # | Subdivision | HOA | Fee | Monthly | Quarterly | Annual | Septic |
|--------|-------------------|-----|----------|---------|-----------|--------|--------|
| LHC/SC | Grand Island Est. | yes | \$100.00 | x | | | no |
| LHC/SC | Lakeside Palace | yes | \$266.00 | x | | | no |
| LHC/SC | Queens Bay Resort | yes | \$211.00 | | | | |

Compliments of



Around the River Publishing, Inc.

AroundTheRiver.com

Home Owners Association Fees

Updated May 10, 2013

Lake Havasu City Central, AZ.

| Area # | Subdivision | HOA | Fee | Monthly | Quarterly | Annual | Septic |
|--------|----------------------|-----|----------|---------|-----------|--------|--------|
| LHC/C | Bahama Shores | yes | \$175.00 | x | | | no |
| LHC/C | Havasu Foothill Est. | yes | \$20.00 | | | x | no |
| LHC/C | Kingsview | yes | \$285.00 | x | | | no |
| LHC/C | Los Lagos Havasu | yes | \$200.00 | x | | | no |
| LHC/C | Marina Vista | yes | \$215.00 | x | | | no |
| LHC/C | Montana Vista | yes | \$160.00 | x | | | no |
| LHC/C | Pecos Villas Havasu | yes | \$200.00 | | | | |